



DESERT FLY CASTERS *Forward Casts*

DESERT FLY CASTERS A BARBLESS CLUB

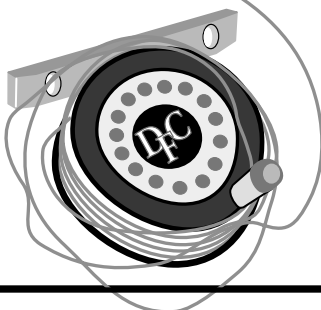


JANUARY MEETING:

Wednesday,
JANUARY 12, 2005
Dinner- 6:00 PM
Meeting- 7:00 PM
American Legion Post #2
2125 S. Industrial Park Ave.
in Tempe

THE LIGHTER SIDE OF LIFE:

*If you don't pay your exorcist,
you get repossessed.*



Presidents Report- January 2005

Happy New Year!

Another year gone and another successful Christmas Banquet. Those that missed it missed an awesome raffle, good food and the chance to mingle and get to know some great folks. A great time was had by all, at least according to all the phone calls and e-mails I received from our members. Thanks to Doc Nickel for organizing the food again this year, to William Thurber for heading up the raffle committee, to Dave Weaver, Vince Deadmond, and Bob Harrison for helping with the raffle, and to Eddy Vanderwerf for selling raffle tickets. Also, a HUGE thanks to everyone that helped us by donating an item.

At the banquet, we announced the new board for 2005 and here they are:

- | | |
|-----------------------------------|----------------------------------|
| <i>President-</i> Cinda Howard | <i>Outings-</i> Vince Deadmond |
| <i>Vice President-</i> Bill Thyng | <i>Education-</i> Tom Soldat |
| <i>Treasurer-</i> Chuck Elliott | <i>Conservation-</i> Eric Larsen |
| <i>Secretary-</i> William Thurber | <i>Raffle-</i> Doc Nickel |
| <i>Programs-</i> Rocky Minster | <i>Newsletter-</i> Bob McKeon |
| <i>Membership-</i> Dave Weaver | <i>Retail-</i> Gerry Wiemelt |

The final details are worked out for Bob Clouser's presentation. We will be having it at the St. Matthew United Methodist Church on Saturday, March 19th. This is in the Dobson Ranch area (on baseline between the 101 and Dobson). I am really looking forward to meeting him and being able to spend the day learning from this world famous flyfisherman. This is free to all DFC members so be sure and see Dave Weaver at the meeting to get your membership squared away for 2005. Look for more information in the newsletter.

The International Sportsman's Expo is coming up. We need lots of help with this. We will be looking for people to man the booth and also people to help judge the casting competition. The dates are February 18th-20th. There will be a sign-up sheet at the meeting so please let us know if you can help. This event usually brings us several new members and also helps increase the interest in our sport. Also, helping out allows you to get into the expo for free. So spend a few hours in our booth and another few hours wandering around and looking at all the cool stuff.

Vince has been working hard on the outings calendar for the New Year and it is coming together quite nicely. If you see an outing that you would like to host, please let Vince know. Look for the outings calendar on the back page of the newsletter.

Our meeting this month will be on Wednesday, January 12th. Please come early and join us for dinner (6:00 p.m.). It is only \$8 and the money raised helps us pay for the use of the hall. Hope to see you there!

Cinda

DFC JANUARY MEETING.....

Mike Yeager from Lakeside will be giving a presentation on lake fishing in the White Mountains. Mike is the author of "Flies of the Southwest for Lakes and Streams". Bring any previously purchased books so Mike can autograph them!

January Dinner Meeting Menu

DFC pays for the rent of the meeting hall by selling dinners before each meeting. By buying a dinner at the meeting, you can help the club pay for the meeting hall. The price of each Dinner is \$8.00, which includes gratuity. This month's menu will be: lasagna with garlic bread and salad. Come early and enjoy dinner with your DFC friends! *Dinner is served from 6pm to 7pm.*



WHEW! SUMMER IS OFFICIALLY OVER!

By Vince Deadmond

Winter fishing and Silver Creek are synonymous with many Desert Fly Casters. While many anglers are trying to get their gear bags back in order, recover loaned fishing equipment, and maybe refill those depleted fly boxes, it can also be a rewarding time to fish. "Angling will prove to be so pleasant that it will be like virtue—a reward unto itself." Izaak Walton.

To say our December trip to Silver Creek was pleasant would be an understatement. Gerry Wiemelt, Bob McKeon, Jerry King and I left my house in the dark with coffee in hand. We stopped in Payson at the Bee Line Café for a quick tasty bite to eat, and more coffee. Snow was on the rim, and we hit a bit of fog on the drive up. When we finally got to Silver Creek, we determined our miles between rest stops was worse than the gas mileage of my SUV. (Old guys, coffee, and a long car ride, not a good combination.)

We were on the water by 10:30 AM and the sun was peaking through the fog. It warmed up enough for me to lose the jacket. Gerry was into fish right a way. Bob nailed one and was trying to get a picture, but the fish

was camera shy. Jerry King took his turn at catching one and I finally caught one as well. We were able to see fish, and some of them were quite large, but they were tight lipped. They just were not feeding on what we were serving. Between us we changed flies numerous times. Probably your basic top 100 Trout flies.

Silver Creek is a catch and release area that is closed during the summer months and opens in October. The first few weeks would be the best time to fish, and by winter these fish have seen more than the occasional fly presented to them. These fish react to your presence, your shadow, your fly line crashing on their head.

This is just another place where being stealthy will improve your catching fish. It's not a fish tank set up by Game and Fish with hungry stockers. You will have to work for these fish. It is a small stream, with clear water, and a slow current. Not many trees to snarl your back cast, but weeds on the bank will grab your fly or your fly line, and the banks can be slippery.

I don't know where the time went on that warm (mid 50's) winter day, but the next thing I knew the sun was casting long shadows. I had managed to catch a few fish, and the other guys had caught some too. We didn't hammer them, but it had been

a pleasant fishing day of trying something else, with just enough success to keep it interesting. The fish we caught were in the 13 to 16 inch size range, and we spotted several 24 inch fish.

Recommendations for the January DFC outing. Fly rods in the 3 weight to 5 weight range would work. Floating lines and a good basic trout assortment of flies would be a good thing to have. I caught fish on stimulators, soft hackles, and small pheasant tail nymphs. I plan to have a better assortment of small midges, small scuds, and small nymphs for my next trip. You don't need waders, but you may want them. Footing can be muddy, and slippery and the temperature can change during the day, so layer your clothing. Also I recommend you stop at the Red Onion for cheese burgers and have some of the chocolate cake on the way home.

You can reach Silver Creek on US 60 about 7 miles north of Show Low, turn left on Bourdon Ranch Road. Go 5 miles until you see Hatchery Way on your right. Take this non descript dirt road to the Arizona Game and Fish parking lot, a fenced area. You will see a dirt-mud trail heading to the stream. Hike to your right up stream, take all of the gear you think you will need for the day. The best fishing is about a mile of easy flat walking from the parking lot. You will need to pass three gates to get into the best fishing. The improved area is where most people fish, but up stream toward the head water holds fish also. *This small stream would be best fished by a small group, please sign up at the next DFC meeting. If we have enough interest we will do two day trips, one January 15 and also on the 16th.*

EDITORS NOTES: Monday morning quarter-backing... After my experiences with Vince on Silver Creek I would tend to fish a stiffer rod due to wind conditions in open areas such as I experienced. I've always trusted my 7ft/4wt Winston- but conclude I needed something with more beef. And- next time to that region wear waders so I would be able to cross the small stream and make my presentations against the sun thus elevating my shadow that spooked many a fish. Might even dye my fly line dark green- the bright cream/yellow was not needed. R.McKEON, DFC Editor



Dave & Barbara Foster 1-800-533-7339
OWNERS

MARBLE CANYON GUIDES, INC.
At Lees Ferry
Specializing in fly fishing Lees Ferry on the Colorado River

P.O. Box 6032, Marble Canyon, AZ 86036
520-355-2245

Jimmy's
fine Jewelry
SINCE 1984

4062 E. Main St. Phone
Mesa, AZ 85205 480.832.9697

Jim Dickson, Jeweler

ARIZONA FLYFISHING
Tempe

31 West Baseline • Tempe, AZ 85283
480-730-6808 • fax: 480-730-0735
e-mail: flyfish@azflyfishing.com
www.azflyfishing.com

THANKSGIVING 2004

by Vince Deadmond

Wednesday, November, 22 UPS arrives with two new reels from St Croix. I took it as a sign from above to go fish Mexico. I called Dave, we had a brief discussion on going to Rocky Point. Dave said, "I am going to stay in town, It's Karen's birthday." "Ok buddy, next time for sure." I said. Sometimes the only thing better than going to Puerto Penasco with a group is going by yourself. You can be on your schedule all of the time. Works for me.

Wednesday evening I am cleaning turkey, brining turkey, cleaning up turkey, and trying to quietly pack my saltwater fly fishing gear for my escape the day after Thanksgiving. Not to minimize the holiday, we were having a Thanksgiving dinner for twelve. It was great having my mom and dad over, along with my brother his wife and their kids. The abundance of food was wonderful, and some members in the group had to attend two family dinners. Be thankful for Alka-seltzer.

When I was getting dressed for Thanksgiving Day dinner with the family I had a really nice aloha shirt

and designer jeans, with just a few holes in the knee. My fashion maven wife said NO! So, I changed into my good fishing pants and shirt, she said NO! It doesn't take me long to figure it out. I finally found a nice shirt and pants that someone had given me, and I almost looked respectable. Be thankful for second and third chances.

The DFC outing had been two weeks earlier and the fishing had been good, but not spectacular. If you go often enough you may get to experience spectacular. Friday morning I left my house at 5 AM and was on the water by 10 AM. By noon I was well into spectacular, I had caught 16 Pompano. Most were 15-17 inch fish. They have a hard boney mouth and were hard on hooks, after I started missing some and some coming unbuttoned, I checked my hook and sure enough the nice sharp point was bent, and not doing the job. After sharpening the hook I was back in business. The Pompano business was so hot and heavy I almost forgot about Triggers. I made a slow pass over a favorite Trigger spot, and sure enough I did catch a 2 pound trigger. By 1 PM I was ready

for lunch so I stopped in at the Mary Bonita and had lunch. While I was on the water I thought about others, who are working, or shopping, or really less fortunate, and I had to stop and give thanks, for the many good things that have come my way. Hope you can get out and fish soon and often in 2005.

One thing that will get you fishing more than anything else is planning to fish. The new DFC Fishing Calendar is out and you need to check dates, make plans, and in some cases make deposits. Real fishermen make plans, and put down deposits. The best guides are booked first, so you want to get your plans in order. You want to make sure your ducks are in a row, and you can actually attend the outing when you make a deposit. You pulling out last minute, with out getting someone else to fill your spot puts the host, and your other fishing partners in a bind.



Collectible DFC Pin available at JANUARY MEETING

Proceeds from this pin will
be designated to our DFC
commitment for restoration
at Canyon Creek.

Help support our invironment with a 2005 DFC pin!



Bill McBurney
Owner
1-800-256-7596
For Details

ROCKY'S CUSTOM SADDLERY

Rocky Minster

CUSTOM SADDLEMAKER

120 E. PARK AVE.
GILBERT, AZ 85234

(480) 926-4137



SAN JUAN RIVER
Navajo Dam, New Mexico

Phone 970-884-4710
505-632-0445

Email: chooley@sprynet.com

Rick Hooley • P.O. Box 6306 • Navajo Dam, NM 87419

CONSERVATION NOTES ...with Eric Larsen

First of all, I wish to thank the club for the honor in receiving the conservation award at the Christmas Banquet. I was caught in one of those awkward "Aw shucks" type of moments. The Christmas Banquet was a wonderful event and it was great to see so many people there and friendly atmosphere the people of our club extends to everyone. I am also looking forward to another year of conservation on behalf of DFC and I hope to be the one presenting the Al Williams award next year to one of our club members.

I'm writing this article the day after Christmas for the January newsletter. Already, the DFC Board is putting together an exciting 2005 calendar. We have Bob Clouser coming in March, Vince Deadmond already has a bunch of great ideas for outings that will provide plenty opportunities to fish for all kinds of fish with a fly rod and fly.

Conservation opportunities will be aplenty in 2005 as well. The main event will be the Canyon Creek project this Spring. As reported in the December 2004 newsletter, the plan is to get the cattle fence out get an elk fence built to give the riparian vegetation a chance to renew itself. We also have the Bull Thistle issue to contend with as this opportunistic non-native plant to counter efforts to support the riparian recovery. I will keep you posted as to the time frames when these events will occur.

I would like to also point out there are lots of things to do to participate

in this project. We will need people to help out with food (both transportation and preparation), carpooling, tools, etc. I know a few a guys in the club (including me) who have had their shoulders rebuilt in one form or another. We don't want people to over-extend or hurt themselves in this process. The more people we have to participate in the project the easier it is for everyone. This has a two-fold impact. Our volunteer labor is used to help fulfill the obligation of the grant that is used to provide the bulk of the funding for this project. Secondly, the more people, the more fun it is and the quicker the job gets done (and maybe get a few moments to go upstream and fish).

The support costs for people to participate in this project can be funded through the purchase of the 2005 Conservation pins. I have to see the plan that AZGFD develops for 2005. At the completion of the 2005 project goals, I will propose a motion to our Board to plan a celebration dinner (and outing?) with our club, other clubs and agencies who wish to join us in celebrating this accomplishment.

Of course, Canyon Creek isn't the only thing going on in the state. There are projects in the works for Apache and Gila trout, native fish recoveries (in addition to the native trout such as the Round Tail Chub), and of course the crayfish. I hope to get people more interested in crayfish trapping and purchase more traps. By the way, I need to get the traps

that are checked out back in so others can go trapping.

DFC will again be a member of the Wildlife Conservation Council (WCC) in 2005. I would like to invite any member to attend a WCC meeting with me. The WCC meets the 4th Tuesday of the month at 6:30 pm at the Game & Fish offices at Greenway and 22nd Avenue. These meetings have a broad perspective on outdoor sports and conservation issues in the state. The AZGFD presents various issues to the WCC every month. If you have a burning question to ask the AZGFD leadership, here is your chance.

Lastly, this idea is still in the formative stages. I plan to discuss with Larry Riley, AZGFD Fisheries Chief, on opportunities for our club members to be more informed on their fishery management efforts particularly with native fish. In my seemingly brief experience as Conservation chair, I have formulated opinions on issues based on erroneous information that are laced with bias. I think it is important we base our understanding on issues based on the most recent and best information available. We can then construct opinions on issues that are based on a good information base. This leads to a more productive dialog with agencies and other groups involved in conservation-oriented efforts. I plan to talk to Larry and based on what we come up with, present list of topics, outings, etc. that you might be interested in participating.



HOW MANY FLY LINES DOES IT TAKE? FFF ClubWire From Jim Abbs

If you were asked how many different fly lines are being manufactured and sold what would be your guess? How about 100 or so? Wrong by a factor or 10! According to Fly Tackle Dealer magazine, Scientific Anglers alone produces around 450 separate lines. Cortland has another 400 lines, with lesser companies (like Royal Wulff, Teeny, McKenzie, RIO and Airflo) adding at least another 50-100. Kinda reminds us of the what has happened to brands and models of automobiles or ciga-rettes over the last 25 years. Just how many sport utility vehicles does General Motors now sell? Is this explosion of available lines just for marketing purposes or is a service being provided? The answer is probably both.

Obviously the technology for making lines has advanced to the point where all kinds of special purpose variations are possible. The marketing wisdom seems to be that if a new gadget comes along that might help them fly fishers catch more fish, they will buy it. The line specialization is amazing. There is a line for every fish, every water, every weather condition, perhaps for every kind of fly and more. The names of the lines sort of tell the story; Ultra3, Bass, Mastery, QD (Quick Desent), Windmaster, Bugtaper, Windcutter, Clear Creek, Still Water,

Depth Charge, Accelerator, Pike, Bluewater, Versitip, Bonefish, Spey Taper, Uniform Sink, etc.

But there is another way of looking at the bewildering number of fly lines. Compare fly fishing to golf for a moment. Would a golfer just take a putter and a driver to play a round of serious golf? Why then would a fly fisher think that only one line would be sufficient for a day's fishing? Likewise, who would limit themselves to just one fly pattern. Obviously, with more fly lines, fly rods and fly reels available, each of us will need to expand our inventory to remain on the cutting edge. Sound expensive and certainly not keeping with the minimalist philosophy that appeals to many fly fishers.

And, finally the most critical question. *What feature is the most important factor in buying a new fly line?* The answer tells us that anglers are still pretty basic - the number one feature is line color! A lot of money could be saved if we adopted Henry Ford's color choices in making the Model T. But those days are past and we have been spoiled by the chartreuse, the blaze oranges and the other out-of-this world colors. There is no going back.

NEW FLY FISHING ADVENTURES 2005

Tired of fishing for stockers in an urban lake? Are you seeking more adventure, and fish that will take you deep into your backing? Well you have come to the right fly club my friend. Two new adventures are being added to the already great DFC Calendar.


The Green River in Utah offers some of the finest blue ribbon tail-water in the country. Browns, Rainbows, and Cutthroats that average 16 inches in length are featured on this trip. We will be flying out of Phoenix to Salt Lake City on April 28, and returning May 2. We will pick up rental cars for the 200 mile drive to the Green. The Red Canyon Lodge Cabins in Dutch John, UT will be home base for this trip. The lodge has a private lake for those of you who don't get enough fishing on the river. We plan to have two guided days, with boat, and wade fishing, and one day of walk and wade fishing on our own. Our guides will be from Trout Creek Flies, and they also have a fly shop in Dutch John. This rich fishery is good year round, and we are hopeful that we will hit the spectacular Blue Winged Olive hatch that happens during the spring. **If you are interested in this trip give me a call 480-982-7461 B or 480-984-4698 H.** This trip will require a deposit of \$250, and the air fare, guides, housing, and rental car will cost around \$1000. First deposit money in gets the best guides, and guarantees your spot. I will be collecting deposits at the January DFC Meeting.

You already know I like to fish the Sea of Cortez, and I would like for you to have a great fishing experience too. Our Mexico adventure is planned to leave Phoenix on September 3. We will make the six hour drive to San Felipe, check into a motel for the night, and be ready to board the Erik the next morning. September 4 will begin a 6 day fishing trip. We will return to San Felipe September 8. Check out this web sight www.bajasportfishinginc.com

The Erik is a 105 ft steel hulled mother ship, with 24 air conditioned stateroom berths, three showers, indoor and outdoor dining areas, and seven restrooms. Eight pangas with professional guides will be at your disposal. All meals included (Mexican and American cuisine) sodas included. Mexican fishing permits included in price. Actual fishing time amounts to about 4 1/2 days. Fish that we could expect to catch: Yellowtail, Cabrilla, Snapper, Sierra, and my favorite Dorado. Minimum equipment 8 weight, and a 12 weight would be recommended. Your reel needs to have good breaking and lots of backing for these fish. Cost for the boat, guide, food, and stay on the boat will be \$1100 each with 2 per panga. If we fish 3 people per panga its \$800 per person. Again a deposit of \$250 is needed to secure your spot. I have already collected some deposits for this one. Last year I tried several different dates and I was too late to get on board. Get on this trip quick if you plan to go. Again I will be collecting deposits at the DFC Meeting.

Extra special thoughts form Eric's tying bench...

I would like to add that we at DFC are very fortunate to know about the fly tying materials by **John Rohmer of Arizona Flyfishing**. Anyone who has heard him speak at our club meetings know that he is a dedicated fly fisherman and his materials are field tested where/when ever he can manage to wet a line. According to the Diamond Hair label on the package, there are 33 colors. Which for me, there are at least 33 variations on this pattern to tie and test. John's materials catch fish. Anyone who hasn't caught a trout on a Semi-Seal leech pattern, I don't think has fished that fly pattern



...from Eric Larsen's flybox RAINBOW TROUT STREAMER



Pattern

Hook: TMC300 #6-#12 (3X-6X Long Streamer hook—6X preferred)

Thread: Danville Flymaster 6/0 Dark Olive (or Black)

Underbody: Fine Lead (or Non-Lead) wire or Arizona Diamond Hair

Rib: Fine Silver wire

Body: AZ Diamond Hair #23: Rainbow

Wing: Olive Flashabou or Pearl Accent Flash (bottom); Olive dyed bucktail or calf tail Dark brown to Black ; overwing of bucktail, squirrel or Elk mane (my preference)

Belly: White buck tail

Throat: Peacock body feather or teal Primacolor marker

Eye: Spirit River prism eyes (optional)

Headcoat: Softex (my preference) or Epoxy

Troll or cast and strip with a sinking line with stripping or twitching for action.

What makes this fly my fly of the month

The trout in high open waters or when the ice is off this spring will be hungry. Streamers are a good bet. I tried to find where this fly originated and while there are several variations. The fundamental design points and style go back to the classic Maine streamer fly tyers such as Carrie Stevens. My variation is from a fly I bought at an Orvis fly shop in Flagstaff.

The other reason why this is the fly-of-the-month is I'm tying some flies up for a guy in return for a favor. No fly box is complete without a streamer pattern. I don't usually like tying streamers because they have a lot of the things I don't like to tie flies with: synthetic materials, glues, and, sometimes, eyes. They remind me of my brief romance building plastic model airplanes when I was a kid. Streamers can be very artistic ventures though and I like that aspect about them. However, I really want a fly that's easy to tie and will catch a trout. Something that won't make me wince if it gets caught on the bottom and I lose it. Here are a few tips that I have found helpful in tying streamers. 1) you have to decide at the beginning whether or not the head is going to have eyes (I prefer no eyes). For eyes, you need about three hook-eyes space behind the eye of the hook. No eyes, about half that amount. I tie all the body materials in at that point and wrap back to the bend; 2) twist the Diamond hair so it has a consistent diameter for the underbody and wrap it flat and tight on the hook for the body and trim off the "wild" fibers after the rib is tied in; 3) brush the Softex on the head rather than dip it. If you are tying up a bunch of streamers, tie the streamers first then apply the Softex as it will take several coats (I lose track which fly I'm on otherwise). 4) Lastly, the top wing is about a hook gape's length past the bend of the hook.



2005 Calendar Events

Jan 15 or 16 Day trip Silver Creek, Show Low

Feb 18-20 ISE Sportsman's Show,

Feb 26 Saguaro Lake Family Outing

Mar 11-13 Point of Pines Lake

Mar 19 Speaker – Bob Clouser

April 15-17 Seneca Lake

April 28-May 2 Green River, UT*

White Mountain Extravaganza May or June TBA
We still need a Host.

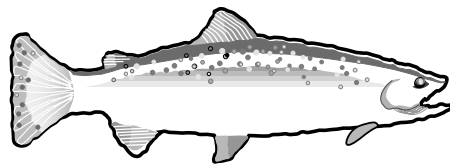
Lee's Ferry George Geoghegan will be hosting
in July date TBA.

Aug 19-20 Benny Creek Camp Ground Greer
Gary and Cathy Stuck will Host.

October 1-4 Annual San Juan Outing

Steelhead trip October, 28-31. • Details later

ATTENTION DFC'ers...As you can see we've got a few trips planned and a few more we're working on. Stay tuned...we'll get all this nailed down with more detail in the next newsletter. We're always looking for "hosts," and your ideas are always welcomed.
DFC Board of Directors- 2005



Nickel Chiropractic Center
100 S. Cooper
Chandler, AZ 85225

DR. WAYNE R. NICKEL
Chiropractic Physician

Phone: 899-4066
Emergencies 857-0381

Hours: Sat. 8:00 am - 12:00 pm
Mon. / Wed. / Fri. 8:00 am - 5:00 pm

phone: 480-460-2261

McKeon

Robert McKeon Design
An Advertising Communications Design Studio
Graphic Design & Ad infinitum

<http://www.rmckdesign.com>

LAW OFFICE OF DALE R. THORSON, P.C.
21 S. 43rd Street, Suite 3
Mesa, AZ 85106

Dale R. Thorson
Attorney, CPA

Estate Planning
Basic Will Packages
Living Trusts
Income Tax Preparation
Business Entities
Real Estate
Probates
Family Law—Adoptions

Phone: 480-641-3000
Fax: 480-807-1099
Email: dale@dalethorson.com
Website: www.dalethorson.com

Thomas

RON THOMAS

- Cartooning
- Caricature
- Illustrating
- Fishing Instruction

3102 E. Northern • Phoenix, AZ 85028
602-264-2163 (Day)
602-992-9244 (Night)

ORVIS
SPORTING TRADITIONS
Since 1948

JOE VASQUEZ
FISHING MANAGER

THE ORVIS COMPANY, INC.

7012 E. GREENWAY PARKWAY
SCOTTSDALE, ARIZONA 85254
PHONE: 480-905-1400 • FAX: 480-905-3898

DON'S SPORT SHOP

•Thomas & Thomas •Lamson •Bucks Bags •G Loomis •Dyna King
•Scientific Anglers •Islander •Abel •Airflow •Fin-nor •Orvis •St. Croix

Trips, Classes, Club Member Discounts, Buy, Sell, Trade used equipment.

7803 E. McDowell Rd. • Scottsdale, AZ 85257
Phone: 480-946-5313
www.donssportshop.com
E-mail: mail@donssportshop.com

2005 DESERT FLY CASTERS BOARD OF DIRECTORES

Cinda Howard- <i>President</i>	Videos & Books
Bill Thyng- <i>Vice President</i>	George Geoghegan
Chuck Elliot- <i>Treasurer</i>	Conservation
William Thurber- <i>Secretary</i>	Eric Larsen
Outings-	Raffles
Vince Deadmond	Doe Nickel
Programs	Newsletter Editor
Rocky Minster	Robert McKeon
Retail & Library	Website Guru
Gerry Wiemelt	Ted Miskinns- ted@devpros.com
Membership	Membership at Large
Dave Weaver	Jim Frajjo
Education	Jim Dickson
Tom Soldat	Jay Figley
FFF/TU	DESERT FLY CASTERS HOT LINE
Open	480-654-6111
	Web Address Site
	www.desertflycasters.com

Desert Fly Casters
P.O. Box 41271
Mesa, AZ 85274-1271

MAIL TO:

**FREE
for
DFC MEMBERS**



*The DESERT FLY CASTERS in appreciation
for all its members presents a day with...*

BOB CLOUSER

FLY TIER • RENOWNED FLYFISHERMAN • GUIDE • CASTING INSTRUCTOR



Learn to tie the *CLOUSER MINNOW* from world renowned Bob Clouser. Come spend the day with Bob as he demonstrates how to tie patterns that have caught more varieties of fish than any other fly. He'll give you an insight into casting and fly fishing... get you started again after the winter months to go fish your favorite spot.

This is a "hands-on" event for **DFC MEMBERS**.
*Come join the Desert Fly Casters and
take in a day of special activities.*

BOB CLOUSER DAY FOR DFC MEMBERS WILL INCLUDE...

- Learning how to tie the Clouser Minnow
- Casting instructions with Bob Clouser
- Slide presentations of Bob's favorite trout adventures
- Hands-On questions and answers for fishing the Clouser Minnow
- Door prizes and surprises
- Lunch included for DFC members



SATURDAY • MARCH 19, 2005

ST. MATTHEW UNITED METHODIST CHURCH
2540 W. Baseline Road • Mesa, AZ 85202

10:00 AM TO 6:00 PM



For DFC membership information please call Dave at: 480-820-0903

Come and enjoy this once in a lifetime special event with Bob Clouser and enjoy the friendship of other fly fishers. Participate in monthly meetings with guest speakers, fishing trips and a monthly newsletter keeping members in touch with the fishing community.

NOTE: DFC MEMBERS (all paid members in full for 2005 as of February 29, 2005) must make reservations no later than Wednesday, March 9, 2005 to attend...Call 480-820-0903 to confirm